


## Automated RNA Extraction

### The MACHERY-NAGEL NucleoSpin® 96 RNA Kit on a Tecan Freedom Nucleic Acid Sample Preparation Workstation



### *Introduction*

High-throughput RNA isolation technology plays a pivotal role in operation of high-throughput gene expression profiling. However, throughput, quality and quantity of total RNA prepared are often the limiting steps for downstream genetic analysis.

The Tecan Freedom Sample Preparation Workstation provides a highly flexible platform for the NucleoSpin® 96 RNA Kit from MACHERY-NAGEL. The combined use of the Tecan vacuum filtration option (Te-VacS) and the integrated robotic manipulator (gripper tool) allows fully automated total RNA extraction in a 96-well format. Moreover, with the use of appropriate storage modules within the Sample Preparation Workstation, multiple batches of 96 samples can be isolated without any manual user interaction.

Purified RNA can be used directly for downstream applications like RT-PCR, TaqMan®, Northern/ Dot/Slot Blot and microarray analysis. Data on the consistency of the RNA quality, reproducibility of the RNA quantity, evaluation of high-throughput RNA isolation free of cross-contamination as well as removal of genomic DNA contamination are presented.

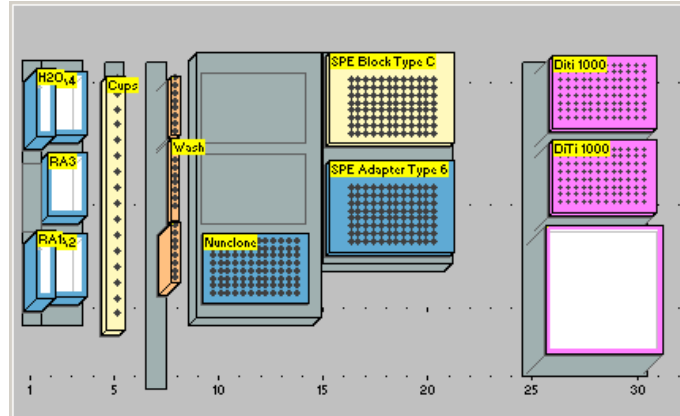
### *Extraction Principle*

After cell lysis, adsorption of nucleic acids onto a special silica membrane is performed in the presence of chaotropic salts. Digestion of genomic DNA with DNase I is performed directly on the silica membrane after an effective desalting for 15 minutes at room temperature. After subsequent washing steps, highly pure total RNA is eluted from the silica membrane with RNase-free water. Purification of up to 80 µg of total RNA from cells or tissue can be achieved.

### *Automation*

Automation of the total RNA extraction method is realized on a Tecan Freedom Sample Preparation Workstation. The instrument is equipped with 8 pipetting channels (disposable tips) and a robotic manipulator arm. Gemini software was used for control of the process; vacuum steps are performed by the integrated Te-VacS module.

### Worktable layout

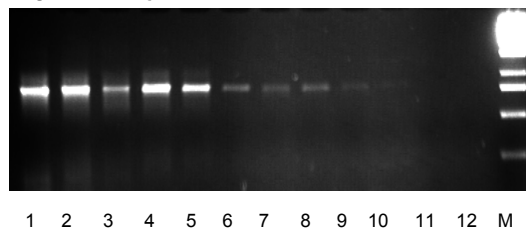


**Fig. 1: Worktable layout**

Full automation of the NucleoSpin® 96 RNA Kit from MACHERY-NAGEL was performed on a Freedom Sample Preparation Workstation using a TeVacS vacuum separator. Samples, reagents and consumables for multiple batches can be placed on the instrument's worktable. Direct RNA quantification of extracts is possible with an integrated Tecan microplate reader (not shown).

## Results

### High recovery of total RNA




**Fig. 2: High recovery of total RNA**

Total RNA was prepared from the indicated amounts of liver tissue using NucleoSpin® 96 RNA and detected by RT-PCR analysis (1.5 µl out of 80 µl eluted). Limit of total RNA for RT-PCR detection: 1.5 µl/80 µl x 38 ng = 0.71 ng.

Starting material: lane 1: 6 mg; lane 2: 2.5 mg; lane 3: 0.6 mg; lane 4: 0.15 mg; lane 5: 39 µg; lane 6: 10 µg; lane 7: 2.4 µg; lane 8: 0.6 µg; lane 9: 152 ng; lane 10: 38 ng; lane 11: 7.6 ng; lane 12: 0 ng.

### Reproducible yields of high-quality RNA



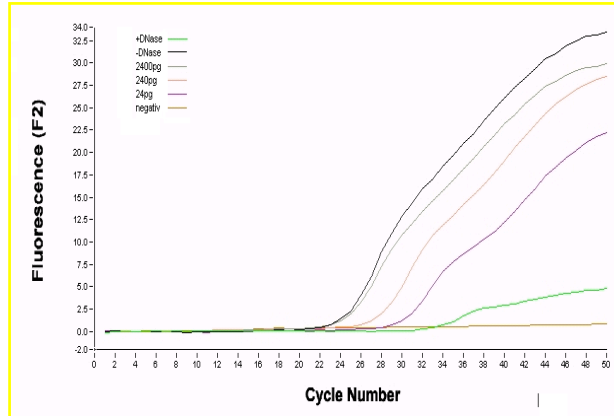
**Fig. 3: Reproducible yields**

Agarose gel analysis. HeLa cells ( $5 \times 10^5$ ) from a homogeneous cell culture were pelleted in each well of a 96-well cell-culture plate and total RNA was isolated using a NucleoSpin® 96 RNA kit on a Tecan Sample Preparation Workstation.

20 µl of each eluate (100 µl elution volume) + 5 µl 5x sample buffer were loaded and analysed on a 1.2 % formaldehyde agarose gel.

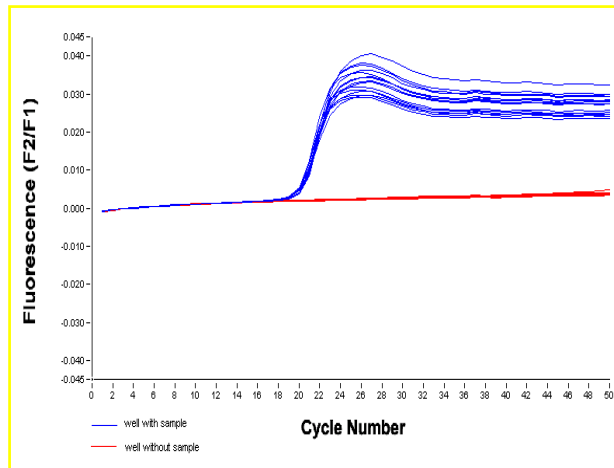
The gel shows homogeneous bands of 18S and 28S rRNA.

**Removal of genomic DNA contamination**



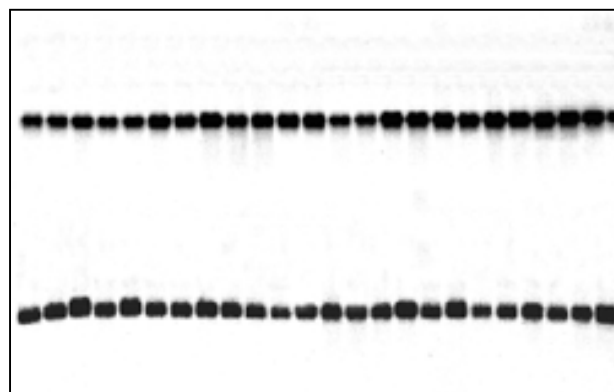
**Fig. 4: PCR detection of genomic DNA**  
 2 µl eluate of the total RNA preparation (5 x 10<sup>5</sup> HeLa cells) was amplified with LightCycler – DNA Amplification Kit Hybridisation Probes.  
 + DNase: total RNA preparation with DNase treatment,  
 - DNase: total RNA preparation without DNase treatment, negative control: 2 µl water was used for PCR detection. Standard: 24 pg, 240 pg, 2400 pg genomic DNA purified from human whole blood was used for PCR detection. The remaining content of gDNA is below 0.003%.

**No cross-contamination**



**Fig. 5: RT-PCR detection of total RNA**  
 HeLa cells (5 x 10<sup>5</sup> each) were pelleted in 16 wells of a 96-well culture plate in a chess-board pattern. 1.5 µl eluate of the total RNA preparation (5 x 10<sup>5</sup> HeLa cells) as well as 1.5 µl of the empty well eluates were amplified with Light-Cycler RNA Amplification Kit Hybridisation Probes (Roche). 50 cycles were performed using GAPDH-primer.

-----samples containing 5 x 10<sup>5</sup> HeLa cells  
 -----control samples without cells (next to a well containing cells)



**Fig. 6: Detection of gene-specific RNA by Northern blotting**  
 HeLa cells (5 x 10<sup>5</sup>) from a homogeneous cell culture were pelleted in each well of a 96-well cell-culture plate and total RNA was isolated using NucleoSpin® 96 RNA on a Tecan Sample Preparation Workstation. 15 µl of each eluate (100 µl elution volume) were used for a 1% denaturing agarose gel. GAPDH was used as radioactive labeled probe.

## Conclusion

The NucleoSpin® 96 RNA Kit from MACHEREY-NAGEL automated on a Tecan Freedom Sample Preparation Workstation guarantees reliable RNA extraction with excellent results:

- 96 samples are processed in about 70 minutes
- Yield: maximum 20 µg of total RNA from  $2 \times 10^6$  HeLa cells; up to 80 µg total RNA from tissue and cells (depending on starting material and effective homogenization/lysis)
- Purity:  $A_{260/280}$  1.9 - 2.1
- Very effective removal of genomic DNA: 0.003 % residual gDNA after isolation of total RNA from  $5 \times 10^5$  HeLa cells
- Ready-to-use for downstream applications like RT-PCR, TaqMan®, Northern/Dot/ Slot Blot or microarray analysis

In addition, the open platform concept of the Freedom Sample Preparation Workstation provides straightforward process extension possibilities by the integration of an absorbance reader or additional cooling, heating or shaking devices from Tecan.

## Acknowledgments

Data kindly provided by MACHEREY-NAGEL, GmbH, Düren, Germany



**Tecan Asia (Pte) Ltd.**, 80, Marine Parade, #13-04, Singapore 449269, Singapore, T +65 644 41 886, F +65 644 41 836  
**Tecan Sales Austria GmbH**, Untersbergstrasse 1a, A-5082 Grödig / Salzburg, Austria, T +43 62 46 89 33, F +43 62 46 72 770  
**Tecan Sales International GmbH**, Untersbergstrasse 1a, A-5082 Grödig / Salzburg, Austria, T +43 62 46 89 33, F +43 62 46 72 770  
**Tecan Benelux B.V.B.A.**, Vaartdijk 55, B-2800 Mechelen, Belgium, T +32 15 42 13 19, F +32 15 42 16 12  
**Tecan Benelux B.V.B.A.**, Industrieweg 30, NL-4283 GZ Giessen, Netherlands, T +31 18 34 48 17 4, F +31 18 34 48 06 7  
**Tecan Deutschland GmbH**, Theodor-Storm-Straße 17, D-74564 Crailsheim, Germany, T +49 79 51 94 170, F +49 79 51 50 38  
**Tecan France S.A.**, Parc d'Activités de Pissaloup, Bâtiment Hermes II, Rue Edouard Branly, F-78190 Trappes, France, T +33 1 30 68 81 50, F +33 1 30 68 98 13  
**Tecan Italia S.r.l.**, Via F.lli Cervi, Palazzo Bernini, Centro Direzionale Milano 2, I-20090 Segrate (Mi), Italy, T +39 02 215 21 28, F +39 02 215 97 441  
**Tecan Japan Co. Ltd.**, Meiji Seimei Fuchu Building 10F, 1-40 Miyamachi, Fuchu City, Tokyo, Japan, T +81 42 334 88 55, F +81 42 334 04 01  
**Tecan Nordic AB**, Box 208, SE-431 23 Mölndal, Sweden, T +46 31 75 44 000, F +46 31 75 44 010  
**Tecan Portugal**, Quinta da Fonte - Edifício Pedro I, 2780-730 Paço d'Arcos, Portugal, T +351 21 000 82 16, F +351 21 000 16 75  
**Tecan Sales Switzerland AG**, Seestrasse 103, CH-8708 Männedorf, Switzerland, T +41 1 922 89 22, F +41 1 922 89 23  
**Tecan Spain**, Sabino de Arana, 32, E-08028 Barcelona, Spain, T +34 93 490 01 74, F +34 93 411 24 07  
**Tecan UK**, Theale Court, 11-13 High Street, Theale, UK-Reading RG7 5AH, United Kingdom, T +44 11 89 300 300, F +44 11 89 305 671  
**Tecan US**, P.O. Box 13953, Research Triangle Park, NC 27709, USA, T +1 919 361 5200, F +1 919 361 5201